

TechArts: Everyone Is An Artist

April 2010

About TechArts

Students

[Diana Armstrong](#) | [Ramon Cepeda](#) | [Sorphea Chey](#) | [Susan Cormier](#) | [Joe DeSio](#) | [Theresa Dessert](#) | [Anthony Febles](#) | [Tara Goon](#) | [David Graham](#) | [Jillian Gross](#) | [Joshua Henry](#) | [David Lindenberger](#) | [Justyna Mazierkowska](#) | [Jason Moretti](#) | [Ibrahim Mustapha](#) | [Jeromee Myers](#) | [Phillip Reichert](#) | [Danielle Rezendes](#) | [Jason Sengsavang](#) | [Vicheth Thorn](#) | [Linton Toney](#) | [Jonathan Yaghjian](#) | [Hahn Yang](#)


Faculty

[John Cormier](#) | [John Murney](#) | [John Szymkowicz](#)

Staff

[Sharon Charette](#) | [Philip Parsons](#) | [William H. Strand](#) | [Webster Terhune](#) | [Jaclyn Udaloff](#)

Students

Diana Armstrong	
Student (Clinical Medical Assistant Technology)	
The Art	
<i>Respectable</i>	
	Medium: Digital Photograph
	Dimensions: 11" H X 14" W
	Description:(AR205, Introduction to Digital Photography, " Personal Advertisements ")
	Location: Open Lab, Upper Level

Ramon Cepeda

Student (Advanced Automotive Technology, AS)

The Art

Self-Portrait



Medium: Pencil

Dimensions: 24" H X 18" W

Description: Process drawing done in one class period or less ([AR203, Introduction to Drawing](#))

Location: Reference Room

Sorphea Chey

Student (Information Technology/Network Engineering)

The Art

Smart



Medium: Digital Photograph

Dimensions: 11" H X 14" W

Description: (AR205, Introduction to Digital Photography, "[Personal Advertisements](#)")

Location: Open Lab, Upper Level

Susan Cormier

Student (Occupational Therapy Assistant Technology)

The Art

Untitled



Medium: Pencil

Dimensions: 24" H X 18" W

Description:

Location: Reference Room

Joe DeSio

Student (Mechanical Engineering Technology)

The Art

Quick



Medium: Digital Photograph

Dimensions: 11" H X 14" W

Description:(AR205, Introduction to Digital Photography, "[Personal Advertisements](#)")

Location: Open Lab, Upper Level

Theresa Dessert

Student (Surgical Technology)

The Art

Emotional



Medium: Digital Photograph

Dimensions: 11" H X 14" W

Description:(AR205, Introduction to Digital Photography, "[Personal Advertisements](#)")

Location: Open Lab, Upper Level

Anthony Febles

Student (Surgical Technology)

The Art

Self-Portrait



Medium: Pencil

Dimensions: 11" H X 8.5" W

Description:

Location: Upper Level Hallway

Tara Goon

Student (Information Technology)

The Art

Butts on Bar Stools 1



Medium: Digital Photograph

Dimensions: 8" H X 12" W

Location: Open Lab, Upper Level

Butts on Bar Stools 2



Medium: Digital Photograph

Dimensions: 8" H X 12" W

Location: Open Lab, Upper Level

Butts on Bar Stools 3



Medium: Digital Photograph

Dimensions: 8" H X 12" W

Location: Open Lab, Upper Level

Butts on Bar Stools 4



Medium: Digital Photograph

Dimensions: 8" H X 12" W

Location: Open Lab, Upper Level

Butts on Bar Stools 5



Medium: Digital Photograph

Dimensions: 8" H X 12" W

Location: Open Lab, Upper Level

Butts on Bar Stools 6



Medium: Digital Photograph

Dimensions: 8" H X 12" W

Location: Open Lab, Upper Level

Butts on Bar Stools 7



Medium: Digital Photograph

Dimensions: 8" H X 12" W

Location: Open Lab, Upper Level

Butts on Bar Stools 8



Medium: Digital Photograph

Dimensions: 8" H X 12" W

Location: Open Lab, Upper Level

Butts on Bar Stools 9



Medium: Digital Photograph

Dimensions: 8" H X 12" W

Location: Open Lab, Upper Level

David Graham

Student (Information Technology)

The Art

Scene 1



Medium: Digital Photograph

Location: Reference Room Screen Saver

Scene 2



Medium: Digital Photograph

Location: Reference Room Screen Saver

Scene 3



Medium: Digital Photograph

Location: Reference Room Screen Saver

Scene 4



Medium: Digital Photograph

Location: Reference Room Screen Saver

Scene 5



Medium: Digital Photograph

Location: Reference Room Screen Saver

Scene 6



Medium: Digital Photograph

Location: Reference Room Screen Saver

Scene 7



Medium: Digital Photograph

Location: Reference Room Screen Saver

Scene 8



Medium: Digital Photograph

Location: Reference Room Screen Saver

Scene 9



Medium: Digital Photograph

Location: Reference Room Screen Saver

Scene 10



Medium: Digital Photograph

Location: Reference Room Screen Saver

Scene 11



Medium: Digital Photograph

Location: Reference Room Screen Saver

Scene 12



Medium: Digital Photograph

Location: Reference Room Screen Saver

Scene 13



Medium: Digital Photograph

Location: Reference Room Screen Saver

Scene 14



Medium: Digital Photograph

Location: Reference Room Screen Saver

Scene 15



Medium: Digital Photograph

Location: Reference Room Screen Saver

Artist's Statement

Various pictures from the Blackstone River Area and New Hampshire

Jillian Gross

Student (Video and Audio Production Technology)

The Art

Untitled



Medium: Pencil

Dimensions: 18" H X 24" W

Description:

Location: Reference Room

Joshua Henry

Student (Game Development and Simulation Programming Technology)

The Art

Untitled






Medium: Pencil

Dimensions: 24" H X 18" W

Description:

Location: Reference Room

<i>Untitled</i>	
	Medium: Pencil
	Dimensions: 18" H X 24" W
	Description:
	Location: Reference Room

David Lindenberger	
Student (Game Development and Simulation Programming Technology)	
The Art	
<i>Untitled</i>	
	Medium: Pencil
	Dimensions: 18" H X 24" W
	Description:
	Location: Reference Room
<i>Untitled</i>	
	Medium: Pencil
	Dimensions: 11" H X 8 3/4" W
	Description:
	Location: Upper Level Hallway

Justyna Mazierkowska

Student (Architectural Building Engineering Technology)

The Art

Icy



Medium: Oil Pastels

Dimensions: 20.5" H X 16.5" W

Description: Eye detail with accent of cold

Location: Circulation Area

Please Touch Me



Medium: Sculpture on plywood, acrylic paint

Dimensions: 26 3/4" H X 25 5/8" W

Description: Woman's deformed body with one breast, scars and wood

Location: Open Lab, Upper Level

Sleeping Face



Medium: Pastels

Dimensions: 37" H X 24.5" W

Description: View of the sleeping face from below, hierarchy, domination

Location: Reference Room

Jason Moretti

Student (Automotive Technology with High Performance, AS)

The Art

Caesar



Medium: Digital Photograph

Dimensions: 8" H X 10" W

Location: Upper Level Hallway Table

Life is Good



Medium: Digital Photograph

Dimensions: 11" H X 14" W

Location: Upper Level Hallway Table

Ibrahim Mustapha

Student (Architectural Building Engineering Technology)

The Art

Untitled



Medium: Pencil

Dimensions: 24" H X 18" W

Description:

Location: Reference Room

Jeromee Myers

Student (Architectural Building Engineering Technology)

The Art

Alaska Sunrise



Medium: Stretched Canvas
Dimensions: 12" H X 18.5" W
Description: Sunrise over Crooked Lake,
Location: Upper Level Hallway

Providence Factory



Medium: Kodak Endura Metallic Paper
Dimensions: 12" H X 18" W
Description: Narragansett Electric,
Location: Open Lab, Upper Level

Artist's Statement

These images were shot and edited during my AR255 Advanced Digital Photography class.

Phillip Reichert

Student (Marine Technology, AS)

The Art

Untitled



Medium: Pencil
Dimensions: 18" H X 24" W
Description: Process drawing done in one class period or less ([AR203, Introduction to Drawing](#))
Location: Reference Room

Danielle Rezendes

Student (Architectural Building Engineering Technology)

The Art

Garden of Eden



Medium: Digital Photograph

Dimensions: 20" H X 30" W

Description: Black frame with flowers

Location: Open Lab, Upper Level

Jason Sengsavang

Student (Architectural Building Engineering Technology, AS)

The Art

Untitled



Medium: Pastels

Dimensions: 18" H X 24" W

Description: Process drawing done in one class period or less ([AR203, Introduction to Drawing](#))

Location: Reference Room

Untitled



Medium: Pencil

Dimensions: 16" H X 12" W

Description:

Location: Reference Room

Vicheth Thorn

Student (Refrigeration, Air Conditioning, and Heating Technology, AS)

The Art

Untitled



Medium: Pencil

Dimensions: 18" H X 24" W

Description:

Location: Reference Room

Linton Toney

Student (Refrigeration, Air Conditioning, and Heating Technology, AS)

The Art

Self-Portrait



Medium: Pencil

Dimensions: 11" H X 8.5" W

Description:

Location: Upper Level Hallway

Jonathan Yaghjian

Student (Architectural Building Engineering Technology)

The Art

Anxious



Medium: Digital Photograph

Dimensions: 11" H X 14" W

Description:(AR205, Introduction to Digital Photography, "[Personal Advertisements](#)")

Location: Open Lab, Upper Level

Honest



Medium: Digital Photograph

Dimensions: 11" H X 14" W

Description:(AR205, Introduction to Digital Photography, "[Personal Advertisements](#)")

Location: Open Lab, Upper Level

Hahn Yang

Student (Surgical Technology)

The Art

Energetic



Medium: Digital Photograph

Dimensions: 11" H X 14" W

Description:(AR205, Introduction to Digital Photography, "[Personal Advertisements](#)")

Location: Open Lab, Upper Level

Observant




Medium: Digital Photograph



Dimensions: 11" H X 14" W

Description:(AR205, Introduction to Digital Photography, "[Personal Advertisements](#)")

Location: Open Lab, Upper Level

<i>Serious</i>	
	Medium: Digital Photograph
	Dimensions: 11" H X 14" W
	Description: (AR205, Introduction to Digital Photography, " Personal Advertisements ")
	Location: Open Lab, Upper Level

Faculty

John Cormier	
Faculty (Video and Audio Production/Digital Recording Arts Technologies)	
The Art	
<i>Spring</i>	
	Medium: Digital photo
	Dimensions: 5"H X 10" W X 11" D
	Location: Circulation Area, On New Book Shelf
<i>Summer</i>	
	Medium: Digital photo
	Dimensions: 7.5"H X 6" W X 10" D
	Location: Circulation Area, On New Book Shelf
Artist's Statement	
<i>No elements were digitally added or deleted from photos.</i>	

John Murney

Faculty (Video and Audio Production/Digital Recording Arts Technologies)

The Art

Ki



Medium: Black and white photography

Dimensions: 4.5"H X 9" W X 8" D

Description: A black and white photo of hands in the mudra of unification

Location: Upper Level Hallway

Inspired by a photo in a book by Aikido 5th Degree Black Belt, William Reed. A copy of this print hangs in Reed's office in Tokyo, Japan.

Yin/Yang



Medium: Black and white photography

Dimensions: 4.5"H X 9" W X 8" D

Description: A black and white photo of a house top in Paris,

Location: Circulation Area, On New Book Shelf

I was intrigued by the window shutters – one set open, one set closed.

John Szymkowicz

Staff

The Art

Fence and House



Medium: Photograph

Dimensions: 13" H X 17" W

Description: Fence and house, North

Location: Upper Level Hallway

Growing Up Too Fast



Medium: Photograph

Dimensions: 17" H X 13" W

Description: Child at vanity table

Location: Circulation Area, Over New Book Shelf

Under the Bridge



Medium: Photograph

Dimensions: 13" H X 17" W

Description: Photo Under Bridge, North Smithfield, RI

Location: Upper Level Hallway

Staff

Sharon Charette

Staff (Director of the Library)

The Art

Sharkey



Medium: Fabric

Dimensions: 24" L X 9" H X 6" W

Description: Shark puppet for the *Hamlet* portion of the *The Complete Works of William Shakespeare (Abridged)*.

Location: Upper Floor Hallway

Gertrude and Claudius



Medium: Fabric

Dimensions: 13" H

Description: Sock puppets for the *Hamlet* portion of the *The Complete Works of William Shakespeare (Abridged)*.

Location: Upper Floor Hallway

These are puppets I created for *The Complete Works of William Shakespeare (Abridged)* presented in June 2010 by Theatre Works, a community theater company based in Woonsocket, RI.

Philip Parsons

Staff (Vice President and Legal Counsel)

The Art

Barn Study



Medium: Watercolor

Dimensions: 14.5" H X 17.5" W

Description: Barn with tractor

Location: Circulation Area

Maine Coast



Medium: Watercolor

Dimensions: 16.5" H X 19.5" W

Description: Red sky

Location: Upper Level Hallway

New Hampshire






Medium: Watercolor

Dimensions: 22" H X 26" W

Description: Old shed with mountain in back

Location: Stairway

<i>Untitled</i>	
	Medium: Watercolor
	Dimensions: 22" H X 26" W
	Description: (White house with porch)
	Location: Circulation Area, Over New Book Shelf
<i>Winter Solstice</i>	
	Medium: Watercolor
	Dimensions: 11.5" H X 9.5" W
	Description: Bare tree on coast
	Location: Circulation Area, New Book Shelf

William H. Strand	
Staff (Bookstore Associate)	
The Art	
<i>Roger Williams Park, Bridge</i>	
	Medium: Oil Painting
	Dimensions: 13.75" H X 16.5" W
	Location: Upper Level Hallway
<i>Roger Williams Park, Gazebo</i>	
	Medium: Oil Painting
	Dimensions: 13.75" H X 16.5" W
	Location: Upper Level Hallway
<i>Roger Williams Park, Tree and Bushes</i>	
	Medium: Oil Painting
	Dimensions: 15.5" H X 19.5" W
	Location: Upper Level Hallway

Webster Terhune

Staff (MIS, Digital Media Specialist)

The Art

Falling Petals




Medium: Photo Collage

Dimensions: 20" H X 18" W

Description: Created from a flower bud

Location: Circulation Area, Over New Book Shelf

Ring



Medium: Photo Collage



Dimensions: 21" H X 21" W

Description: Created out of a clam shell

Location: Stairway

Artist's Statement

"A few years ago, I discovered if I scanned a little insignificant piece of the natural world – a blade of grass, a twig, a feather, a flower petal – and built a complex geometric pattern using Adobe Photoshop, the essence of the original organized quality of that morsel created a kind of "genuineness" that no other abstract design seemed to attain. It's not merely that nature contains things we can't anticipate. There's a spirit in it – wrapped in a surprise – and it seems the more you manipulate it the more that spirit comes out." www.photometamorphia.com

Jaclyn A. Udaloff	
Staff (Library, Reference Librarian)	
The Art	
<i>Palm Tree Primate</i>	
	Medium: Digital Photo Collage
	Dimensions: 21.5" H X 16.5" W
	Description: Palm tree with "critter"
	Location: Reference Room
<i>Praying Daffodils</i>	
	Medium: Digital Photo Collage
	Dimensions: 13.5" H X 18.25" W
	Description: Daffodils with "critter"
	Location: Upper Level Hallway
Artist's Statement	
<p><i>A photograph can be manipulated to show unexpected design and movement in the image, whether it is nature, landscape, cityscape, or portraits. Simple rearrangement by cut and paste opens up a myriad of possibilities, and close attention to the true nature of the image during this process will reveal the best new way to view your photo. (see www.designcrafting.com for more)</i></p>	

Notes:

AR203, Introduction to Drawing, Instructor: Paula Paolino
 Drawing I In this class, students learn to draw from direct observation while acquiring information regarding line, shape, value, and composition. They also observe how light affects form. They begin to acquire a style of self-expression which is evident in these self-portraits and still life. This is process drawing where the students are less concerned about one drawing but rather approach each drawing with an opportunity to apply what they have acquired to date. These drawings were all done in one class period or less.

AR205, Introduction to Digital Photography, "24 Shots of One Subject"
 The purpose of this assignment is to heighten student photographers' sensitivity to elements of design in everyday objects or scenes and make them more able to use the rules of composition to make interesting photos.

Students are encouraged to take shots that are framed in such a way that the subject matter of the shot becomes primarily an interplay of lines, shapes, or textures. In some cases the objects themselves may not be recognizable. There is a rich history of abstraction in photography. Yet, these photos attest to the fact that it is alive and well at NEIT.

AR205, *Introduction to Digital Photography, "Personal Advertisements"*, Instructor: Tom Nault
For the assignment "Personal Advertisements" students look at the poetic, dreamy, Pictorialist images of Alfred Stieglitz and learn to "read" advertising images. Students make a list of ten words that describe them, and then make advertisements *for themselves* using their own emotionally charged Pictorialist images and one of the words from their list.

Words and images have an effect on each other and the addition of even one "non-subtitle" word to an image can have a big impact: the image can change how we interpret the word and the word can change how we interpret the photograph. In either case, the viewer is more involved than in more straightforward photos.

About TechArts

TechArts began as an art installation in 1995, as a way to showcase the artistic talents of the students, faculty, and staff of New England Tech and share them with the rest of the college community. The concept of TechArts resurfaced in the Spring of 2004 when a committee of faculty and administrative staff members became fully committed to keeping this tradition alive as an annual event.

Art now has a permanent place in the Library. Exhibits are changed quarterly, with a mix of works from the expanding number of arts-related courses that are now part of the curriculum. Occasionally, works are donated to the Library and have become part of our permanent collection. This online exhibit catalog provides a sense of the art entrusted to us for the next few weeks.

I would like to thank Cindy Pankiewicz (Catalog Librarian) and Grayce Moorehead (Web Content Manager) for their artistic sensibilities and assistance with organizing, arranging, and hanging the art works throughout the Library.

We invite everyone to come in and enjoy the art for the Spring Quarter and to appreciate the creativity and imagination of the artists who are part of our college community.

Sharon Charette Exhibit Curator
