

TechArts: Everyone Is An Artist April 2009

Introduction

TechArts began as an art installation in 1995, as a way to showcase the artistic talents of the students, faculty, and staff of New England Tech and share them with the rest of the college community. The concept of TechArts resurfaced in the Spring of 2004 when a committee of faculty and administrative staff members became fully committed to keeping this tradition alive as an annual event.

Art now has a permanent place in the Library. Exhibits are changed quarterly, with a mix of works from the expanding number of arts-related courses that are now part of the curriculum. Occasionally, works are donated to the Library and have become part of our permanent collection. This online exhibit catalog provides a sense of the art entrusted to us for the next few weeks.

I would like to thank Cindy Pankiewicz (Catalog Librarian) and Grayce Moorehead (Web Content Manager) for their artistic sensibilities and assistance with organizing, arranging, and hanging the art works throughout the Library.

We invite everyone to come in and enjoy the art for the Spring Quarter and to appreciate the creativity and imagination of the artists who are part of our college community.

Sharon Charette Exhibit Curator

Students

[Leroy Abrahamson](#) | [Micai Brangman](#) | [Donald \(D.J.\) Cabral](#) | [Brian Fernandes](#) | [Jarred Galetti](#) | [Tiffany Goon](#) | [Seth Harper](#) | [Travis Heath](#) | [Phillip Henault](#) | [Dana Hill](#) | [Cory Hosford](#) | [Michael Iafrati](#) | [Chris Kezar](#) | [Tim Lemieux](#) | [Guy Leonard](#) | [Jesse Lowell](#) | [Sean Mattson](#) | [Tom McDonald](#) | [David McLellan](#) | [Tami Myers](#) | [Yesika Ortega](#) | [Elise Prypaert](#) | [Andrew Pueschner](#) | [Danielle Rezendes](#) | [Efrain Rivera-Olan](#) | [Katie Roach](#) | [Brian Robillard](#) | [Rene Sandoval](#) | [Bobbie Sicaju](#) | [Kenrick Smith](#) | [Nicholas Somers](#) | [Diego Tecun](#) | [Victor Thorne](#) | [Heriberto Valera](#) | [Terrance Wilson](#) | [Dina Wood](#)


Faculty


[Jessica Archer](#) | [Jim Graves](#) | [Jennifer Hurley](#) | [Ron Potvin](#)

Staff

[Philip Parsons](#) | [Ellyn Scott](#) | [William H. Strand](#) | [Webster Terhune](#)

Students

Leroy Abrahamson	
Student (Electrical Technology)	
The Art	
<i>Powerful</i>	
	Medium: Digital Photograph
	Dimensions: 11" H X 14" W
	Description: (AR205, Introduction to Digital Photography, " Personal Advertisements ")
	Location: Open Lab, Upper Level

Micai Brangman	
Student (Electronics Engineering Technology)	
The Art	
<i>Self-Portrait</i>	
	Medium: Pencil
	Dimensions: 11" H X 8.5" W
	Description: Process drawing done in one class period or less (AR203, Introduction to Drawing)
	Location: Upper Level Hallway

Donald (D.J.) Cabral

Student (Graphics, Multimedia and Web Design Technology)

The Art

Seaman



Medium: Conte Crayon

Dimensions: 24" H X 18" W

Description: A man who loves the sea and is slowly becoming out of touch with land dwellers. ([AR 203, Introduction to Drawing, Instructor: Lisa Ethier](#))

Location: Reference Room

Brian Fernandes

Student (Automotive Technology)

The Art

Still Life



Medium: Charcoal

Dimensions: 18" H X 24" W

Description: Objects on table with drape laid across, side lit with shadows ([AR 203, Introduction to Drawing, Instructor: Lisa Ethier](#))

Location: Reference Room

Jarred Galetti

Student (Electronics Engineering Technology, AS)

The Art

Negative





Medium: Digital Photograph


Dimensions: 9" H X 11" W

Description: (AR205, Introduction to Digital Photography, "[Personal Advertisements](#)")

Location: Open Lab, Upper Level

<i>Persuasive</i>	
	Medium: Digital Photograph
	Dimensions: 9" H X 11" W
	Description: (AR205, Introduction to Digital Photography, " Personal Advertisements ")
	Location: Open Lab, Upper Level

Tiffany Goon	
Student (Occupational Therapy Assistant Technology)	
The Art	
<i>Organized</i>	
	Medium: Digital Photograph
	Dimensions: 11" H X 14" W
	Description: (AR205, Introduction to Digital Photography, " Personal Advertisements ")
	Location: Open Lab, Upper Level

Seth Harper	
Student (Game Development and Simulation Programming Technology, AS)	
The Art	
<i>Self-Portrait</i>	
	Medium: Pencil
	Dimensions: 11" H X 8.5 " W
	Description: Process drawing done in one class period or less (AR203, Introduction to Drawing)
	Location: Upper Level Hallway

Travis Heath

Student (Building Construction and Cabinetmaking Technology)

The Art

Patient



Medium: Digital Photograph

Dimensions: 9" H X 11" W

Description: (AR205, Introduction to Digital Photography, "[Personal Advertisements](#)")

Location: Open Lab, Upper Level

Phillip Henault

Student (Mechanical Engineering Technology, AS)

The Art

Coordinated



Medium: Digital Photograph

Dimensions: 9" H X 11" W

Description: (AR205, Introduction to Digital Photography, "[Personal Advertisements](#)")

Location: Open Lab, Upper Level

Honest



Medium: Digital Photograph

Dimensions: 9" H X 11" W

Description: (AR205, Introduction to Digital Photography, "[Personal Advertisements](#)")

Location: Open Lab, Upper Level

Dana Hill

Student (Information Technology)

The Art

In Memory of Mojo



Medium: Digital Photograph

Dimensions: 8.5" H X 11" W

Description: Photo of my (late) pet.

Location: Upper Level Hallway

Lilacs



Medium: Acrylic

Dimensions: 18" H X 14" W

Description: *Lilacs* painting was my first attempt at painting

Location: Stairway

Cory Hosford

Student (Architectural Building Engineering Technology)

The Art

Apples





Medium: Charcoal


Dimensions: 18" H X 24" W

Description: ([AR 203, Introduction to Drawing, Instructor: Lisa Ethier](#))

Location: Reference Room

Michael Iafrati	
Student (Construction Management Technology)	
The Art	
<i>Study After "Portrait of Jacob Matham as a Boy of Thirteen" by Hendrick Goltzius</i>	
	Medium: Graphite
	Dimensions: 24" H X 18" W
	Description: Drawing (AR 203, Introduction to Drawing, Instructor: Lisa Ethier)
	Location: Reference Room

Chris Kezar	
Student (Digital Recording Arts Technology)	
The Art	
<i>Misanthropic</i>	
	Medium: Digital Photograph
	Dimensions: 11" H X 14" W
	Description: Loyal (AR205, Introduction to Digital Photography, " Personal Advertisements ")
	Location: Open Lab, Upper Level

Tim Lemieux	
Student (Information Technology, AS)	
The Art	
<i>Self-Portrait</i>	
	Medium: Pencil
	Dimensions: 11" H X 8.5" W
	Description: Process drawing done in one class period or less (AR203, Introduction to Drawing)
	Location: Upper Level Hallway

Guy Leonard

Student (Game Development and Simulation Programming Technology)

The Art

Discarded Shoes



Medium: Charcoal

Dimensions: 18" H X 24" W

Description: A pair of high heels sitting on multi- textured sheets. ([AR 203, Introduction to Drawing, Instructor: Lisa Ethier](#))

Location: Reference Room

Jesse Lowell

Student (Graphics, Multimedia and Web Design Technology)

The Art

Crumpled Paper



Medium: Graphite Pencil

Dimensions: 17" H X 23" W

Description: Crumpled piece of paper with shadows and light. ([AR 203, Introduction to Drawing, Instructor: Lisa Ethier](#))

Location: Circulation Area

Sean Mattson

Student (Graphics, Multimedia and Web Design Technology)

The Art

Self-Portrait



Medium: Pencil

Dimensions: 14" H X 11" W

Description: Process drawing done in one class period or less ([AR203, Introduction to Drawing](#))

Location: Upper Level Hallway

Tom McDonald

Student (Mechanical Engineering Technology, AS)

The Art

Patient



Medium: Digital Photograph

Dimensions: 11" H X 14" W

Description: Loyal (AR205, Introduction to Digital Photography, "[Personal Advertisements](#)")

Location: Open Lab, Upper Level

Peaceful



Medium: Digital Photograph

Dimensions: 11" H X 14" W

Description: Loyal (AR205, Introduction to Digital Photography, "[Personal Advertisements](#)")

Location: Open Lab, Upper Level

Sharp



Medium: Digital Photograph

Dimensions: 11" H X 14" W

Description: Loyal (AR205, Introduction to Digital Photography, "[Personal Advertisements](#)")

Location: Open Lab, Upper Level

David McLellan

Student (Refrigeration, Air Conditioning and Heating Technology)

The Art

Giving



Medium: Digital Photograph

Dimensions: 9" H X 11" W

Description: (AR205, Introduction to Digital Photography, "[Personal Advertisements](#)")


Location: Open Lab, Upper Level

Tami Myers

Student (Architectural Building Engineering Technology)

The Art

Structure



Medium: Pencil

Dimensions: 16" H X 12" W

Location: Upper Level Hallway

Yesika Ortega

Student (Clinical Medical Assisting Technology)

The Art

Self-Portrait



Medium: Pencil

Dimensions: 16" H X 12" W

Description: Process drawing done in one class period or less ([AR203, Introduction to Drawing](#))

Location: Upper Level Hallway

Elise Prypaert

Student (Game Development and Simulation Technology, AS)

The Art

Self-Portrait



Medium: Pencil

Dimensions: 11" H X 8.5" W

Description: Process drawing done in one class period or less ([AR203, Introduction to Drawing](#))

Location: Upper Level Hallway

Still Life



Medium: Pencil

Dimensions: 12" H X 16" W

Description: Process drawing done in one class period or less ([AR203, Introduction to Drawing](#))

Location: Upper Level Hallway

Andrew Pueschner

Student (Advanced Automotive Technology)

The Art

Reliable



Medium: Digital Photograph

Dimensions: 11" H X 14" W

Description: Loyal (AR205, Introduction to Digital Photography, "[Personal Advertisements](#)")

Location: Open Lab, Upper Level

Danielle Rezendes

Student (Architectural Building Engineering Technology)

The Art

Garden of Eden



Medium: Digital Photograph

Dimensions: 20" H X 30" W

Description: Black frame with flowers

Location: Circulation Area, Over New Book Shelf

Efrain Rivera-Olan

Student (Game Development and Simulation Technology, AS)

The Art

Self-Portrait



Medium: Pencil

Dimensions: 11" H X 8.5" W

Description: Process drawing done in one class period or less ([AR203, Introduction to Drawing](#))

Location: Upper Level Hallway

Katie Roach

Student (Video and Audio Production Technology)

The Art

Lustful



Medium: Digital Photograph

Dimensions: 11" H X 14" W

Description: Loyal (AR205, Introduction to Digital Photography, "[Personal Advertisements](#)")

Location: Open Lab, Upper Level

Unfulfilled



Medium: Digital Photograph
Dimensions: 11" H X 14" W
Description: Loyal (AR205, Introduction to Digital Photography, "[Personal Advertisements](#)")
Location: Open Lab, Upper Level

Brian Robillard

Student (Advanced Automotive Technology)

The Art

Still Life



Medium: Pencil
Dimensions: 12" H X 16" W
Description: Process drawing done in one class period or less ([AR203, Introduction to Drawing](#))
Location: Upper Level Hallway

Rene Sandoval


Student (Graphics, Multimedia and Web Design Technology)


The Art


Self-Portrait



Medium: Pencil Drawing
Dimensions: 24" H X 18" W
Description: Self-Portrait ([AR203, Introduction to Drawing](#), Instructor: William Culbertson)
Location: Reference Room

Bobbie Sicaju	
Student (Electronic Engineering Technology)	
The Art	
<i>Curious</i>	
	Medium: Digital Photograph
	Dimensions: 11" H X 14" W
	Description: Loyal (AR205, Introduction to Digital Photography, " Personal Advertisements ")
	Location: Open Lab, Upper Level

Kenrick Smith	
Student (Business Management Technology, AS)	
The Art	
<i>Self-Portrait</i>	
	Medium: Pencil
	Dimensions: 11" H X 8.5" W
	Description: Process drawing done in one class period or less (AR203, Introduction to Drawing)
	Location: Upper Level Hallway

Nicholas Somers	
Student (Video and Audio Production Technology)	
The Art	
<i>Determined</i>	
	Medium: Digital Photograph
	Dimensions: 9" H X 11" W
	Description: (AR205, Introduction to Digital Photography, " Personal Advertisements ")
	Location: Open Lab, Upper Level

Sincere



Medium: Digital Photograph

Dimensions: 9" H X 11" W

Description: (AR205, Introduction to Digital Photography, "[Personal Advertisements](#)")

Location: Open Lab, Upper Level

Diego Tecun

Student (Video and Audio Production Technology)

The Art

Outspoken



Medium: Digital Photograph

Dimensions: 11" H X 14" W

Description: Loyal (AR205, Introduction to Digital Photography, "[Personal Advertisements](#)")

Location: Open Lab, Upper Level

Victor Thorne

Student (Electronics Engineering Technology)

The Art

Forever Rose



Medium: Wire Sculpture

Dimensions: 12" H X 3.5" W

Description: Wire Rose

Location: Reference Room Counter

Dragon



Medium: Wire Sculpture (steel, copper,

Dimensions: 12" H X 3.5" W

Description: Wire Dragon Standing

Location: Reference Room Counter

Heriberto Valera

Student (Game Development and Simulation Technology)

The Art

The Muse or "La Musa"



Medium: Pencil

Dimensions: 23" H X 17" W

Description: Imagination ([AR 203, Introduction to Drawing, Instructor: Lisa Ethier](#))

Location: Circulation Area

Terrance Wilson

Student (Building Construction and Cabinetmaking Technology)

The Art

Still Life



Medium: Pencil

Dimensions: 12" H X 16" W

Description: Process drawing done in one class period or less ([AR203, Introduction to Drawing](#))

Location: Upper Level Hallway

Dina Wood

Student (Graphics, Multimedia and Web Design Technology)

The Art

Fruit on a Table



Medium: Oil

Dimensions: 26" H X 32" W

Location: Reference Room

Lady With Dogs



Medium: Oil

Dimensions: 20" H X 26" W

Description: Woman sitting at a bar with

Location: Upper Level Hallway

Faculty

Jessica Archer

Faculty (Humanities and Social Science)

The Art

Cat & Kid #4



Medium: Color inkjet print

Dimensions: 11" H X 14" W

Description: Shot with an HTC phone as part of my "android" series

Location: Upper Level Hallway

Artist's Statement

"This image is part of an ongoing photography project using low-tech cameras."

Jim Graves

Faculty (Automotive Technology)

The Art

Ant



Medium: Found Objects

Dimensions: 5"H X 10" W X 11" D

Location: Reference Room Counter

Reindeer



Medium: Found Objects

Dimensions: 7.5"H X 6" W X 10" D

Location: Reference Room Counter

Jennifer Hurley

Faculty (Mechanical Engineering Technology)

The Art

Scrappy



Medium: Soft Sculpture

Dimensions: 15" H X 8.5" W X 5.5" D

Description: Knitted Looney
Tunes Cartoon Character

Location: Table, Upper Level Hallway

Tweety Bird



Medium: Soft Sculpture

Dimensions: 10.5" H X 5" W X 4" D

Description: Knitted Looney
Tunes Cartoon Character

Location: Table, Upper Level Hallway

Ron Potvin

Faculty (Automotive Technology)

The Art

Horseshoe Crab



Dimensions: 4.5"H X 9" W X 8" D

Location: Reference Room Counter

Spider/Web



Medium: Found Objects

Dimensions: 4.5"H X 9" W X 8" D

Location: Window in Upper Level
Hallway

Staff

Philip Parsons

Staff (Vice President and Legal Counsel)

The Art

Untitled



Medium: Watercolor

Dimensions: 15.5" H X 19.5" W

Location: Upper Level Hallway

Untitled



Medium: Watercolor

Dimensions: 17.5" H X 21" W

Location: Upper Level Hallway

Untitled



Medium: Watercolor

Dimensions: 19.5" H X 23.5" W

Location: Circulation Area

Untitled



Medium: Watercolor

Dimensions: 13" H X 11" W

Location: Upper Level Hallway

Untitled



Medium: Watercolor

Dimensions: 19.5" H X 23" W

Location: Circulation Area

Ellyn Scott

Staff (Student Support Services)

The Art

Untitled



Medium: Colored Pencil

Dimensions: 11" H X 12.5" W

Description: Taos, New Mexico

Location: Circulation Area, New Book Shelf

Untitled



Medium: Oil

Dimensions: 14.5" H X 17.5" W

Description: New Mexico Desert

Location: Upper Level Hallway

William H. Strand

Staff (Bookstore Associate)

The Art

Swamp Meadow Covered Bridge



Medium: Oil Painting

Dimensions: 10" H X 13.5" W

Location: Upper Level Hallway

Seascape



Medium: Oil Painting

Dimensions: 11.5" H X 21.5" W

Location: Upper Level Hallway

Webster Terhune

Staff (Digital Media Specialist)

The Art

Wheel



Medium: Photo Collage

Dimensions: 18" H X 18" W

Description: Created out of a flower petal.

Location: Circulation Area, Over New Book Shelf

Secret Resident



Medium: Photo Collage

Dimensions: 16" H X 16" W

Description: Created out of a clam shell

Location: Stairway

Night Critter



Medium: Photo Collage

Dimensions: 15" H X 20" W

Description: Created out of tree fungus

Location: Stairway

Artist's Statement

"A few years ago, I discovered if I scanned a little insignificant piece of the natural world – a blade of grass, a twig, a feather, a flower petal – and built a complex geometric pattern using Adobe Photoshop, the essence of the original organized quality of that morsel created a kind of "genuineness" that no other abstract design seemed to attain. It's not merely that nature contains things we can't anticipate. There's a spirit in it – wrapped in a surprise – and it seems the more you manipulate it the more that spirit comes out." www.photometamorphia.com

Notes:

AR203, Introduction to Drawing, Instructor: Lisa Ethier

In this class, students draw from observation and from imagination while exploring line, shape, form, space, value and texture, using a variety of materials and techniques.

AR203, Introduction to Drawing, Instructor: Paula Paolino

Drawing I In this class, students learn to draw from direct observation while acquiring information regarding line, shape, value, and composition. They also observe how light affects form. They begin to acquire a style of self-expression which is evident in these self-portraits and still life. This is process drawing where the students are less concerned about one drawing but rather approach each drawing with an opportunity to apply what they have acquired to date. These drawings were all done in one class period or less.

AR205, Introduction to Digital Photography, "24 Shots of One Subject"

The purpose of this assignment is to heighten student photographers' sensitivity to elements of design in everyday objects or scenes and make them more able to use the rules of composition to make interesting photos.

Students are encouraged to take shots that are framed in such a way that the subject matter of the shot becomes primarily an interplay of lines, shapes, or textures. In some cases the objects themselves may not be recognizable. There is a rich history of abstraction in photography. Yet, these photos attest to the fact that it is alive and well at NEIT.

AR205, Introduction to Digital Photography, "Personal Advertisements", Instructor: Tom Nault

For the assignment "Personal Advertisements" students look at the poetic, dreamy, Pictorialist images of Alfred Stieglitz and learn to "read" advertising images. Students make a list of ten words that describe them, and then make advertisements *for themselves* using their own emotionally charged Pictorialist images and one of the words from their list.

Words and images have an effect on each other and the addition of even one "non-subtitle" word to an image can have a big impact: the image can change how we interpret the word and the word can change how we interpret the photograph. In either case, the viewer is more involved than in more straightforward photos.
